

# Make Your Own Paper Mouse!



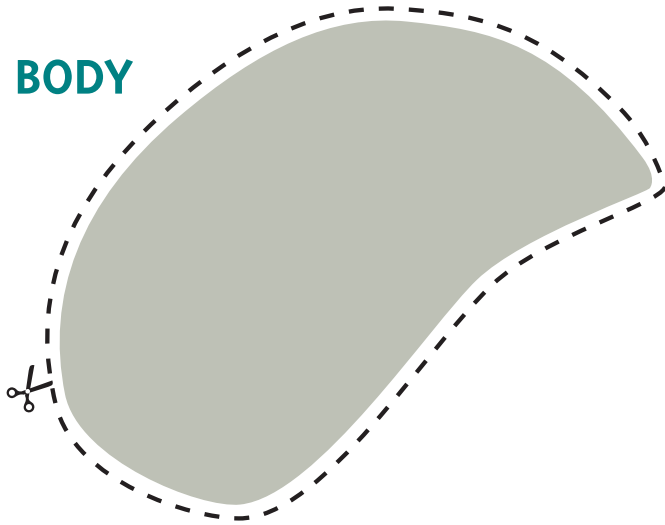
Illustrations © 1985 by Leo Lionni

You can make paper mice, just like Leo Lionni. Cut out the shapes below using safety scissors. Then, glue them together as shown in the picture.

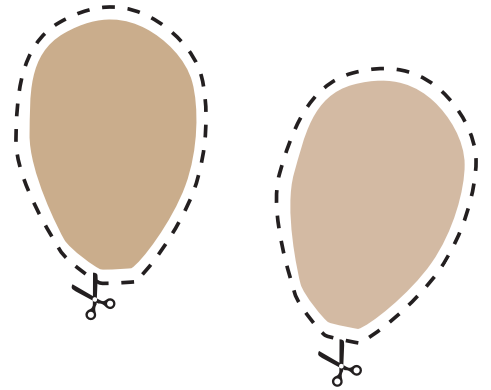
Try tearing out the mouse's body instead of cutting. That's how Leo Lionni made the mice in his books look furry.

Don't forget to use a crayon or marker to draw in the mouse's pupil.

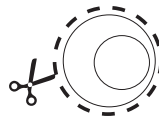
**BODY**



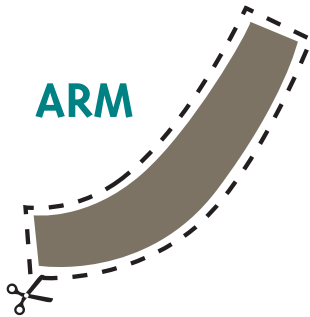
**EARS**



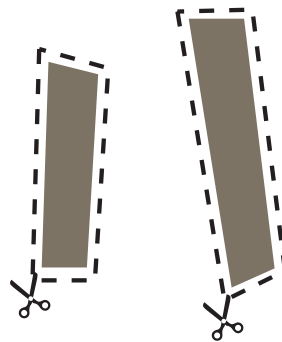
**EYE**



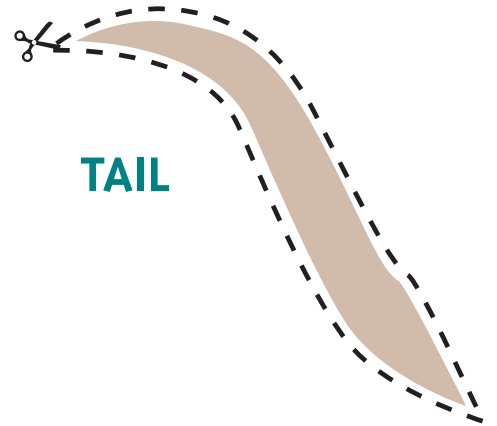
**ARM**



**LEGS**



**TAIL**



*Craft Tip: Try gluing your paper mouse to a craft stick to make an easy paper puppet!*