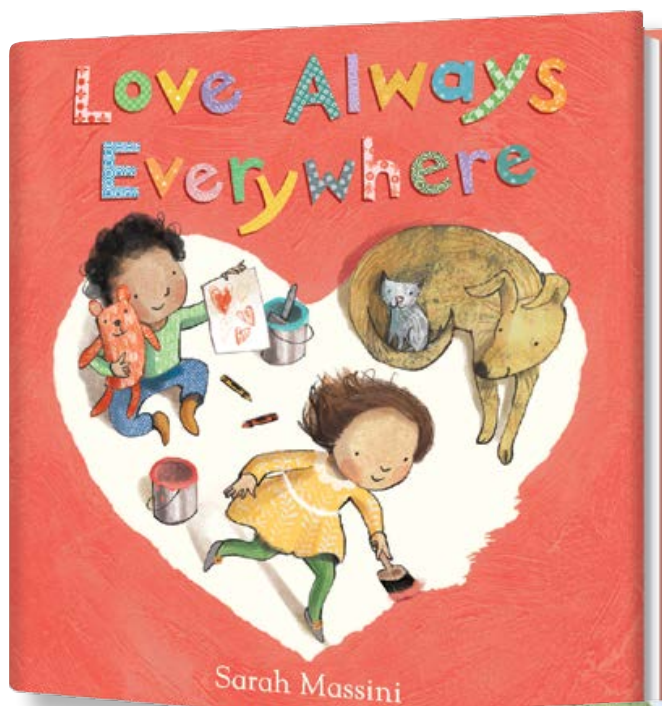
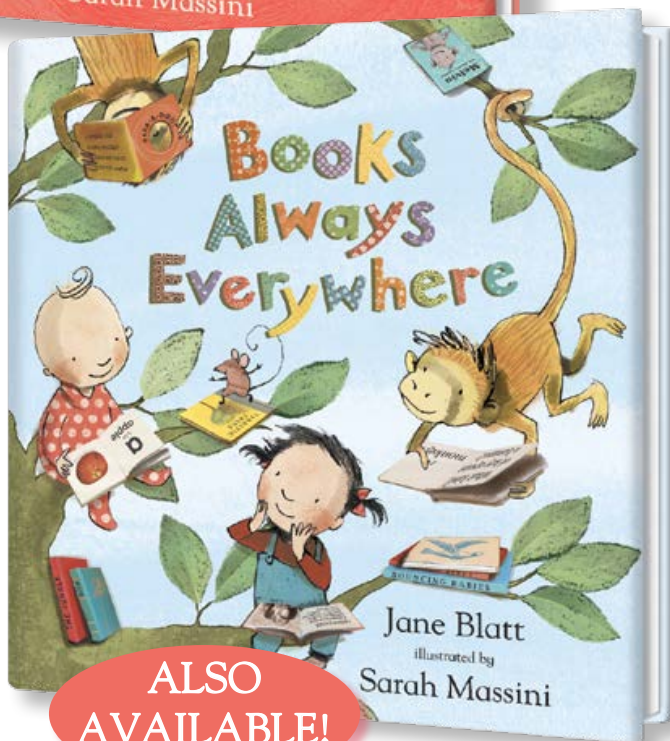


Host a **Love Always Everywhere** Valentine's Day Event!



BEFORE STARTING THE STORY: Hold up the book to show your audience the cover and tell everyone you are going to read a book about love to celebrate Valentine's Day. Ask if anyone in the audience can tell you what Valentine's Day is. Engage the children by asking who they love. Say things like "Raise your hand if you love your pets. Raise your hand if you love your siblings. Raise your hand if you love your friends." Then explain that the book you are about to read, *Love, Always Everywhere*, celebrates many kinds of love and ways you can show people that you love them.



ALSO AVAILABLE!

AS YOU READ: Ask the children questions about what they see in the book's illustrations. For example, in the playground scene where the girl loses her stuffed animal, you can ask your audience why she looks sad. Ask the children if they can point out the ways in which the characters are showing their love for one another.

END THE STORYTIME: Invite everyone to complete the activities in this kit.



#LoveAlwaysEverywhere
LoveAlwaysEverywhere.com




Hugs and Kisses Tic-Tac-Toe.

Fill this page with X's (kisses) and O's (hugs). Three in a row wins!

Instructions: Challenge a friend to play tic-tac-toe. Decide who is X's and who is O's. Take turns marking an X or an O in each of the squares in the grid below, and try to get three in a row. The first player to get three X's or O's in a row can draw a line through their row, and that player wins!



Art © 2015 by Sarah Massini



ALSO AVAILABLE!

#LoveAlwaysEverywhere
LoveAlwaysEverywhere.com




Can you help find the missing teddy bear?

Oh no! A teddy bear went missing at the playground!
Help the little girl and her friends find the bear.




START



FINISH



Art © 2015 by Sarah Massini



ALSO AVAILABLE!




#LoveAlwaysEverywhere
LoveAlwaysEverywhere.com




Decorate for Valentine's Day!

Instructions: Photo copy this page and color in the hearts below. Ask a grown-up to help you cut them out. Tape the hearts up around your house. You can put hearts in your front window and on the refrigerator door or hide them around the house in people's books or shoes so they'll find them later and smile. Make them extra sweet by writing a nice note on the back.



Art © 2015 by Sarah Massini



ALSO AVAILABLE!

#LoveAlwaysEverywhere
LoveAlwaysEverywhere.com

