

Junie B. Jones®



## Junie B's Summer Survival Guide

JunieBJones.com



© 2002 by Denise Brunkus, from the Junie B. Jones® series, by Barbara Park.

Junie B. Jones®

# Wowie Wow Wow!

**This summer bring Junie B.  
on all your vacations! Whether  
you are going to the beach,  
the pool, or staying home, you  
can have fun just like Junie would.  
Share this booklet with your  
friends and have  
the bestest summer ever!**



JunieBJones.com



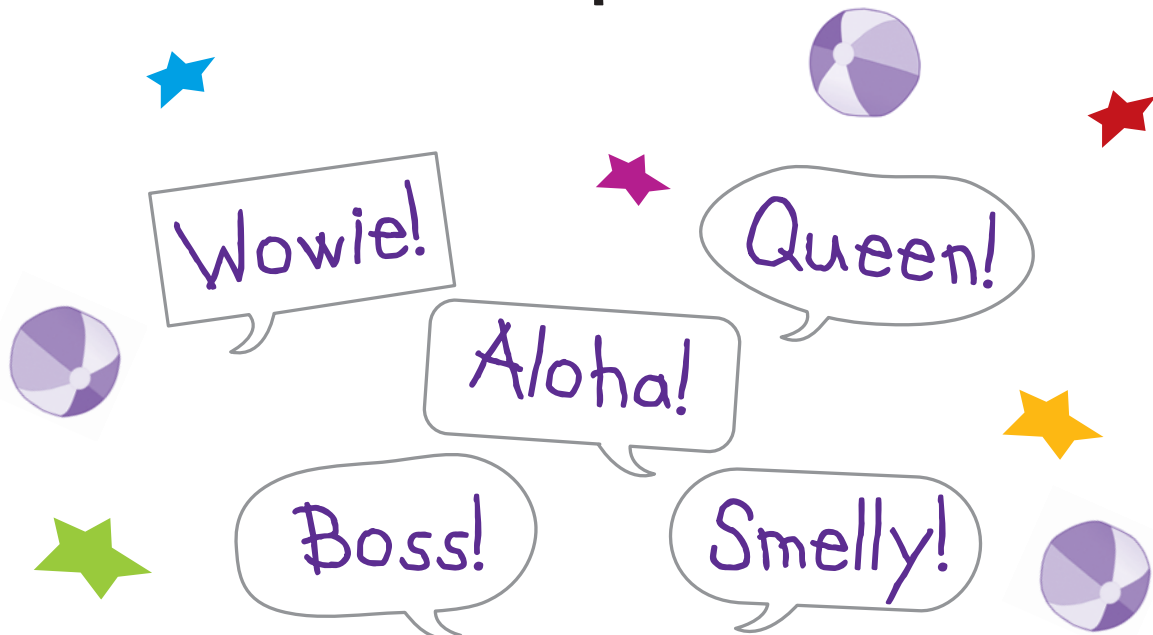
© 2002 by Denise Brunkus, from the Junie B. Jones® series, by Barbara Park.

# Beach Ball Bonanza

Try this version of Hot Potato with a beach ball. Have all of your friends sit in a circle. Pick one person to be the leader. Begin passing the beach ball around the circle while the leader closes his/her eyes. Everyone must accept the ball, and may not hold it longer than a second. At any point the leader can yell, "Junie B.!" Whoever is left holding the beach ball becomes the new leader and the old leader is out. Continue to play until there is only one person left in the circle. He or she is the winner!

**Mix it up:** Instead of yelling "Junie B.!" here are some other words you can use, or make up your own!

## Examples:



# If I Were the Boss of Vacation

It's time for one of Junie B.'s favorite things—rewriting the rules! Tell your friends to imagine the rules they would set on their favorite vacation, and let them take turns sharing their rules aloud.

## Some examples:

If I were the boss of vacation, we'd always go to Hawaii.

If I were the boss of vacation, \_\_\_\_\_.

If I were the boss of vacation, we'd never waste time sleeping.

If I were the boss of vacation, \_\_\_\_\_.

If I were the boss of vacation, I'd have pineapple-coconut pancakes every day.

If I were the boss of vacation, \_\_\_\_\_.




# Fun at the Beach

## Sand Mosaics

### Materials

- Scissors
- Black Construction Paper
- Shoe-Box Lid
- White Glue
- Sand
- Assorted Seashells



### Directions

1. Cut a sheet of construction paper so that it fits inside the box lid—this will be your portable canvas.
2. To make a picture, draw with the tip of the glue bottle, then sprinkle on loose sand.
3. Once the sand is dry, shake off the excess by gently tapping the side of the lid.
4. For added detail, glue on the shells, pebbles, sea glass, or any other beachside finds.

## A Day at the Beach with Junie B. Jones

Now's your chance to take a vacation with Junie B.!  
Here is a vacation story, but some words are missing!  
Fill in the blanks to make this story your very own.

Today we are going to go on vacation with Junie B. Jones! There are so many exciting places we could go! Some people want to go to \_\_\_\_\_. Others want to see \_\_\_\_\_. Finally, we all agree to go to the beach. We are so excited!

"Hurrray!" shouts Junie B., "This will be the bestest trip ever!"

But what should we pack? Well, we need to bring \_\_\_\_\_ and \_\_\_\_\_. Junie B. says we can't go without \_\_\_\_\_.

When we get to the beach, the weather is sunny and bright. We're glad we brought our \_\_\_\_\_. But before we know it, the weather changes! Quickly, the clouds roll in and it's very dark. All of a sudden there is a loud clap of \_\_\_\_\_ and rain starts to fall.


"Help!" shouts Junie B., "The rain is getting into my \_\_\_\_\_."

We trudge along the beach in the rain. Just when we think our vacation is ruined, it's Junie B. to the rescue! "Look," she shouts, "there's a big building over there!"

It looks like a \_\_\_\_\_. We decide to wait there for the rain to stop.

Inside it's warm and dry, and we find some \_\_\_\_\_ and begin to play with them. We're all cozy and when the rain stops, the weather is even more beautiful than it was before the rain began. We run back to the beach.

"Hurrray!" shouts Junie B., "I'm so glad we came here. This is the \_\_\_\_\_ vacation ever!"



### Activity

JunieBJones.com







## Beach Fun with Junie



**Start this game out by saying,**

**"I'm going to the beach with Junie B.  
and I'm going to bring . . ."**



The first player should name an item that they want to bring that starts with the letter A. The next player will say the same thing, but will add something that starts with the letter B. Continue until you finish all the letters of the alphabet. Use the list below to keep track of all the fun things you and your friends will bring to the beach with Junie B.!



A _____	K _____	U _____
B _____	L _____	V _____
C _____	M _____	W _____
D _____	N _____	X _____
E _____	O _____	Y _____
F _____	P _____	Z _____
G _____	Q _____	
H _____	R _____	
I _____	S _____	
J _____	T _____	




## Picnic Time

Have a picnic with your friends. What would you bring to the picnic? Junie would always bring her favorite sandwich. Write the recipe for your favorite sandwich!

**JUNIE B.'s  
SWISH CHEESE SANDWICH**

1. get 2 breads
2. get 3 Swish cheeses
3. get mustard and mayonnaise
4. put mustard and mayonnaise on the breads
5. put the breads around the Swish cheeses
6. Okay, that is the end of what you do.

THE END



What is your favorite sandwich? \_\_\_\_\_

**My Sandwich!**

---

---

---

---

---

---

---

---

---

---



## Friends on a Picnic!

Here is a story about a picnic! Fill in the blanks  
to make a story about you and your friends!

Once upon a time, there were \_\_\_\_\_.  
special friends. Their names were \_\_\_\_\_  
\_\_\_\_\_  
\_\_\_\_\_.

One day, they decided to have a picnic at the  
park.

"Oh boy! A picnic!" said \_\_\_\_\_.  
"Let's bring all our favorite foods!"


"Okay!" said \_\_\_\_\_. "I will bring  
\_\_\_\_\_."  
"And I will bring \_\_\_\_\_,"  
said \_\_\_\_\_. "Mmm-mmm! And I  
will bring \_\_\_\_\_!"  
said \_\_\_\_\_.

The next day, the friends took their picnic to  
the park. They spread their blanket under a  
shady \_\_\_\_\_ with a big trunk.

Pretty soon, the weather started to change.  
The sun disappeared and black clouds rolled  
in. The air grew \_\_\_\_\_.  
The friends looked up. PLOP! PLOP! PLOP!  
Wet drops splashed on their \_\_\_\_\_.  
"Oh no! It's starting to \_\_\_\_\_!" said  
\_\_\_\_\_. "Our picnic will be ruined!"  
It was \_\_\_\_\_ to the rescue! "No it  
won't! I will save the day!" \_\_\_\_\_ said.  
Then, quick as a flash, \_\_\_\_\_  
reached into the picnic basket and pulled out  
a handy little \_\_\_\_\_.

"I carry this with me everywhere I go, so I  
NEVER get rained on!" \_\_\_\_\_  
declared. \_\_\_\_\_ hurried and  
raised it over their heads. Then all of the  
friends stayed cozy and dry until the rain  
finally stopped. It was the \_\_\_\_\_  
picnic ever!

Draw a picture of you  
and your friends  
in this story!




# Water Balloon Catch

Junie B. likes to play wacky and fun games.  
Here is a game that you can play at your picnic!

## What you need

- Gallon-Size Milk Jugs (One For Each Player)
- Tape
- Ribbons
- Water Balloons



## Instructions

1. Create the catchers by cutting the bottom off a gallon-size milk jug, tape the cut edge, and decorate with a ribbon.
2. Fill a bunch of water balloons to the size of a grapefruit.
3. See how many times you can toss the balloons without breaking them.
4. After each toss, take a step back and see how far you can catch and throw them.

## Make your Own Friendship Bracelet

Junie B.'s best friends are Herb, Lennie, Jose, and not May. Here is a craft that you can make at your picnic with your friends!

### Materials

- Colored Embroidery Thread
- Tape or Clipboard

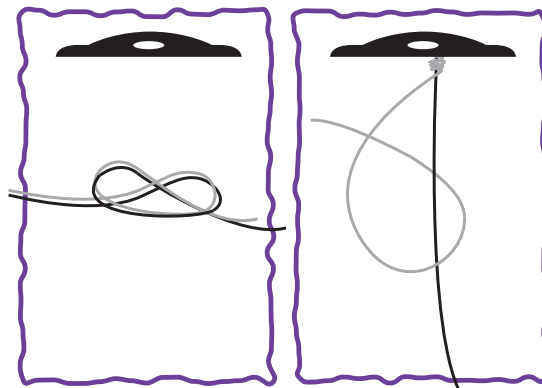


Diagram A

Diagram B

### Instructions

1. Take both pieces of string and line them up so they are the same length. Pick up both pieces and tie a knot at one end. (see Diagram A)
2. Clip your knotted strings to a clipboard, or tape the tail to a table.
3. Start with the first string on the left. Tie a knot around the second string and pull snug. (Make sure to hold the second string straight). (See Diagram B) Repeat the knots until you have a single color section about one inch long.
4. Switch the second string to the left and repeat step 3. Keep alternating every inch until the bracelet is at the desired length.
5. Tie a knot in the end similar to the starting knot, and tie around your wrist.

# Summer Scavenger Hunt!

Go on a scavenger hunt this summer! Take a photo  
or draw a picture of each item from the list below!  
Collect your pictures throughout the summer  
and compare them with your friends.

1. Three different kinds of seashells
2. Four different birds
3. A license plate from another state
4. A body of water (pool, ocean, lake)
5. A fish
6. A playground
7. A rainbow

With the help of your friends come up with three extra items for the scavenger hunt!


8. \_\_\_\_\_

9. \_\_\_\_\_

10. \_\_\_\_\_

My Bestest  
Scavenger Find!

**Draw a picture  
of your most  
favorite item found  
this summer!**





# Summer Notes!

1. Places I visited: \_\_\_\_\_

---

---

---

---

2. Friends I played with: \_\_\_\_\_

---

---

---

---

3. My favorite summer experiences: \_\_\_\_\_

---

---

---

---

4. \_\_\_\_\_

---

---

---

---

---

---



# Junie B. Jones®

## Laugh Yourself Silly with Junie B.!



How many books have you read?



JunieBJones.com



© 2012 by Denise Brunkus, from the Junie B. Jones® series, by Barbara Park.