

# FESTIVE FUN


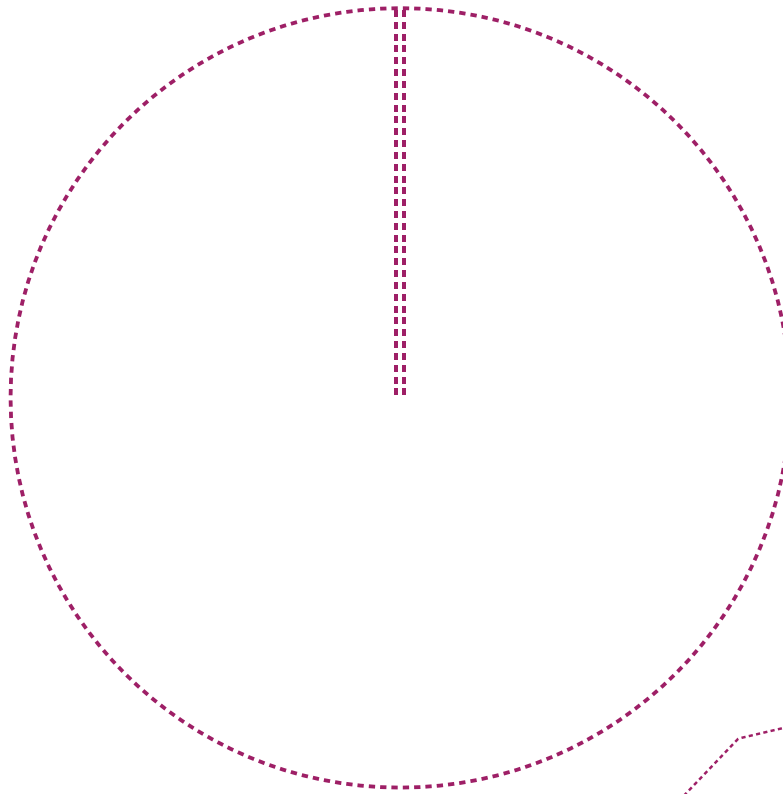
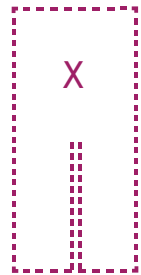
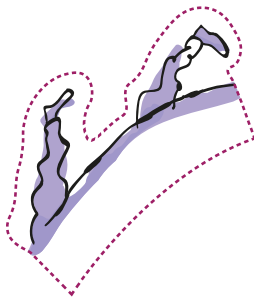
## VIOLET BEAUREGARDE

### HOLIDAY ORNAMENTS

You will need:

Instruction sheet, purple card, pencil, eraser, safety scissors,  
glue stick, hole punch, purple ribbon

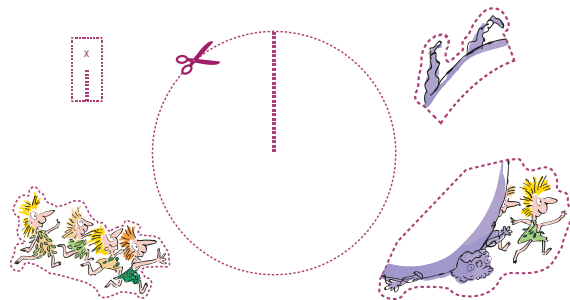
If needed, have a grown up help you with scissors.



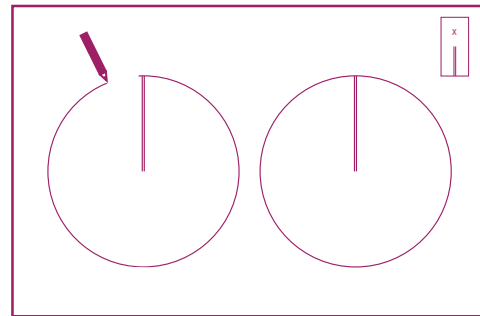
## VIOLET BEAUREGARDE HOLIDAY ORNAMENTS

### INSTRUCTION SHEET

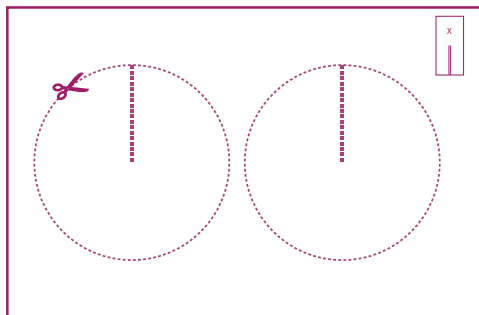
- 1** CUT OUT ALL PIECES FOLLOWING DOTTED LINES




- 2** DRAW AROUND ORNAMENT TEMPLATE TWICE AND TAG ONCE ON PURPLE CARD




- 3** CUT OUT PIECES FOLLOWING DRAWN LINES



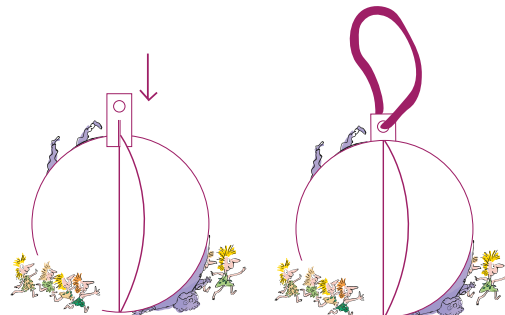
- 4** GLUE PIECES OF VIOLET TO ONE ORNAMENT PIECE



- 5** FLIP ONE ORNAMENT PIECE, POSITION AT 90 DEGREES TO THE OTHER AND SLOT TOGETHER



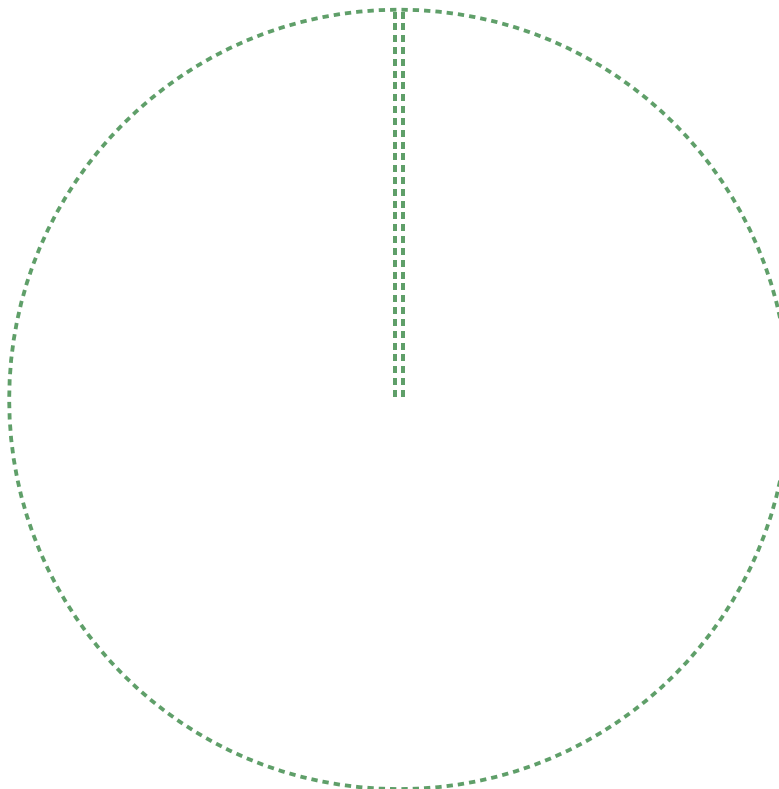
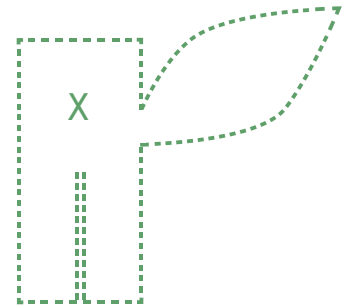
- 6** PUNCH HOLE IN TAG AND STICK OVER JOIN. THREAD RIBBON AND HANG ON TREE, HOOK, YOUR BEST FRIENDS EAR.



You will need:

Instruction sheet, purple card, pencil, eraser, safety scissors,  
glue stick, hole punch, purple ribbon

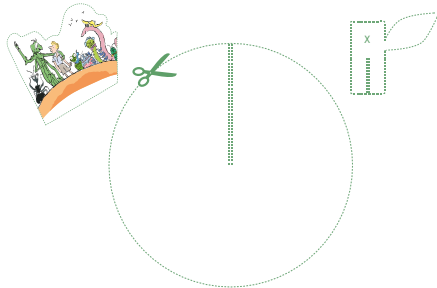
If needed, have a grown up help you with scissors.



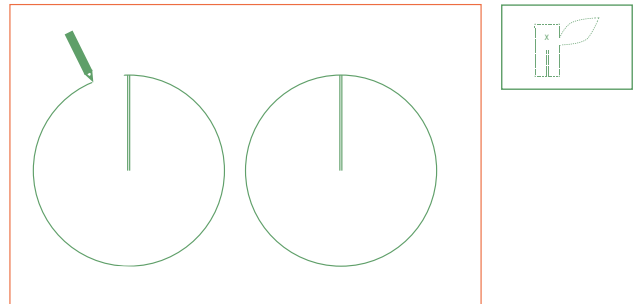
## GIANT PEACH HOLIDAY ORNAMENTS

### INSTRUCTION SHEET

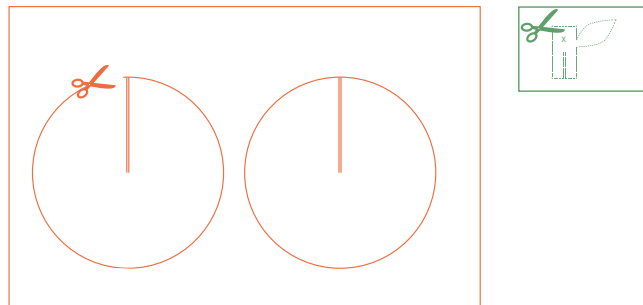
- 1** CUT OUT ALL PIECES  
FOLLOWING DOTTED LINES




- 2** DRAW AROUND ORNAMENT  
TEMPLATE TWICE ON ORANGE CARD  
AND TAG ONCE ON GREEN CARD




- 3** CUT OUT PIECES  
FOLLOWING DRAWN LINES



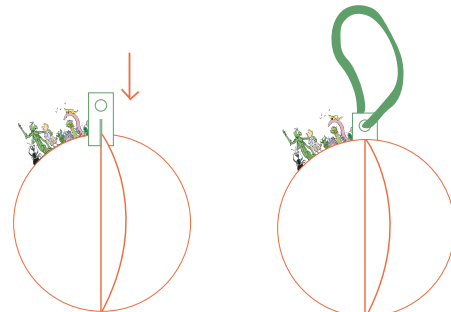
- 4** LINE TAG UP WITH SLIT ON ONE PIECE  
AND MARK LEFT HAND EDGE LIGHTLY.  
GLUE JAMES AND BUGS TO THIS PIECE  
ENSURING RIGHT SIDE ALIGNS TO MARK



- 5** FLIP ONE ORNAMENT PIECE,  
POSITION AT 90 DEGREES TO  
THE OTHER AND SLOT TOGETHER






- 6** PUNCH HOLE IN TAG AND  
STICK OVER JOIN. THREAD  
RIBBON AND HANG ON TREE,  
HOOK, UNSUSPECTING SEAGULL.



## FESTIVE FUN

### PRINTABLE GIFT TAGS




If needed, have a grown up help you with scissors.



## FESTIVE FUN

### PRINTABLE GIFT TAGS

If needed, have a grown up help you with scissors.



## FESTIVE FUN

### PRINTABLE GIFT TAGS



Attach string to turn into gift tags or stick toothpicks or popsicle sticks to the back with tape and add to tasty holiday treats!

If needed, have a grown up help you with scissors.

